

Planning, Industry and Environment

Accelerated Planning & Assessment Program (APAP)
Program Controls Framework

Prepared by Place Design and Public Spaces & Planning and Assessment

13 May 2020

Table of Contents

Item	Description	Slide No.
1	Program Objectives & Benefits	3
2	Indicative Determination Timeframe	4
3	Selection and Approval Process	5
4	Identification of Projects for Potential Inclusion in Tranche	6
5	Assessment Criteria	7
6	Overview of Triaging Methodology	8
7	Governance Model & Structure	9
8	Benefits Realisation	10
9	Reporting & Data Management	11
10	Probity Requirements	12
11	Communications & Engagement Protocol	13

Program Objectives & Benefits

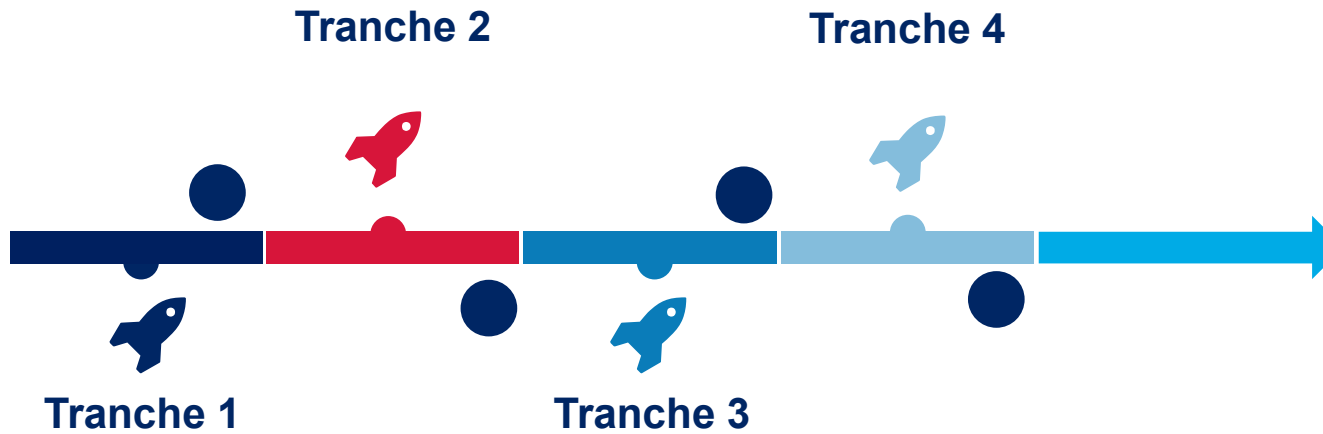
Objectives

- To support the recovery of the NSW economy during and after the COVID-19 pandemic.
- Reprioritise DPIE's resources and bring forward 'shovel ready' projects for assessment.
- Activate the economy via the pipeline of planning projects and create investment certainty and confidence in the planning system.
- Cut red tape and fast-track the planning processes to keep people in jobs and the construction industry moving throughout COVID-19 crisis.

Benefits

- Create opportunities for more than 30,000 construction jobs in the next six months.
- Fast-track planning proposals & assessment of Major Projects, Rezoning and DAs.
- Support councils and planning panels to fast-track regionally significant DAs.
- Introduce a 'one stop shop' for industry to progress projects that may be 'stuck in the system'.

Indicative Determination Timeframe



- All projects to be prioritised need to be able to be determined within 4 weeks of being announced in a tranche.
- The first four tranches will include only projects that are capable of having a determination made within the 16 week program.
- Projects not included in the first four tranches will be further reviewed and prioritised for fast-tracking.

Selection and Approval Process



Approval Criteria

- Approve Program Objectives and Prioritisation Criteria.
- Review of program criteria by DPIE Executive Panel.
- Criteria reviewed by ICAC and Probity Advisor.
- Prioritisation criteria endorsed by Inter-Dept Precincts Committee.
- Approval of Prioritisation Criteria by Secretary of DPIE.



Gate 1 – Nominations

- Ensure advice available on nominations.
- Nominations received.
- Nominations recorded.



Gate 3 – Approve

- Review of proposed projects by DPIE Executive Panel.
- Probity Advisor advise on compliance.
- Recommendations for review by Precinct-Steering Committee.
- Decision of prioritised project list by DPIE Secretary.


Gate 2 – Assess

- Short list and identify opportunities for fast tracking DPIE assessment team.
- Objective assessment of assumptions relating to project's compliance with prioritisation criteria.
- Validating & documenting assumptions and decisions relating to qualification against assessment criteria.

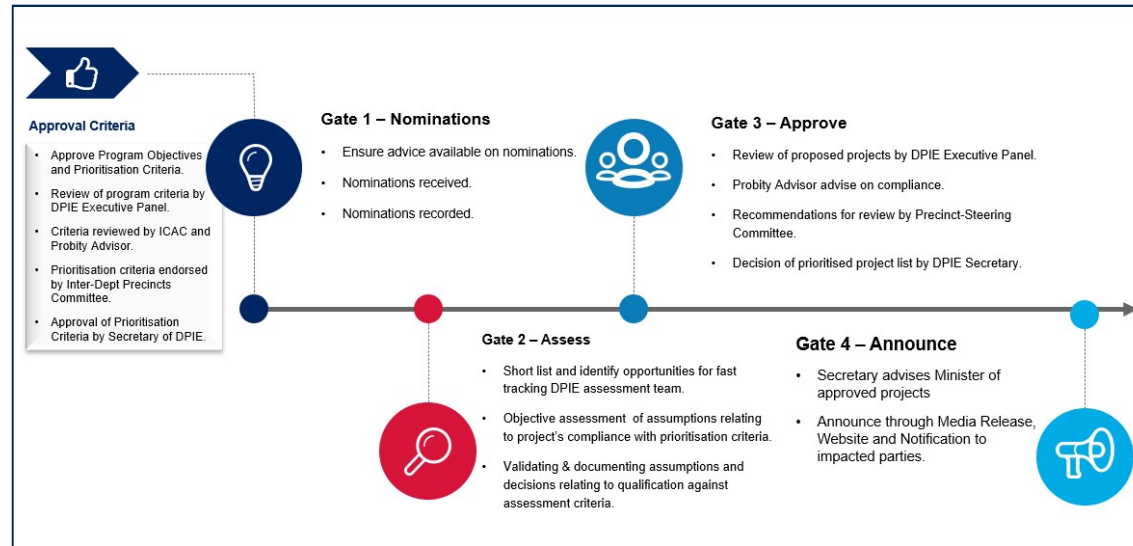


Gate 4 – Announce

- Secretary advises Minister of approved projects
- Announce through Media Release, Website and Notification to impacted parties.



Identification of Projects for Potential Inclusion in Tranche



Assessment team process

Identify projects that meet criteria and refer to assessment teams for verification

Assessment teams to confirm assessment timeframes economic and public benefit, jobs and dwellings (if applicable).

Assessment teams to contact proponents where applicable and confirm construction readiness within 3 months or 6 months after determination date.

Assessment teams to document their evidence or assumption regarding shovel readiness.
(Includes – written commitment from the proponent regarding construction commencement (if approved))

The assessment teams monitor and report on the achievement of objectives (program qualification criteria) related to “shovel readiness”

Executive Director submits proposed projects into approval process and continues to develop future tranches.

Assessment Criteria

Three essential criteria will be used to identify priority projects for prioritisation through the assessment process of the planning system:

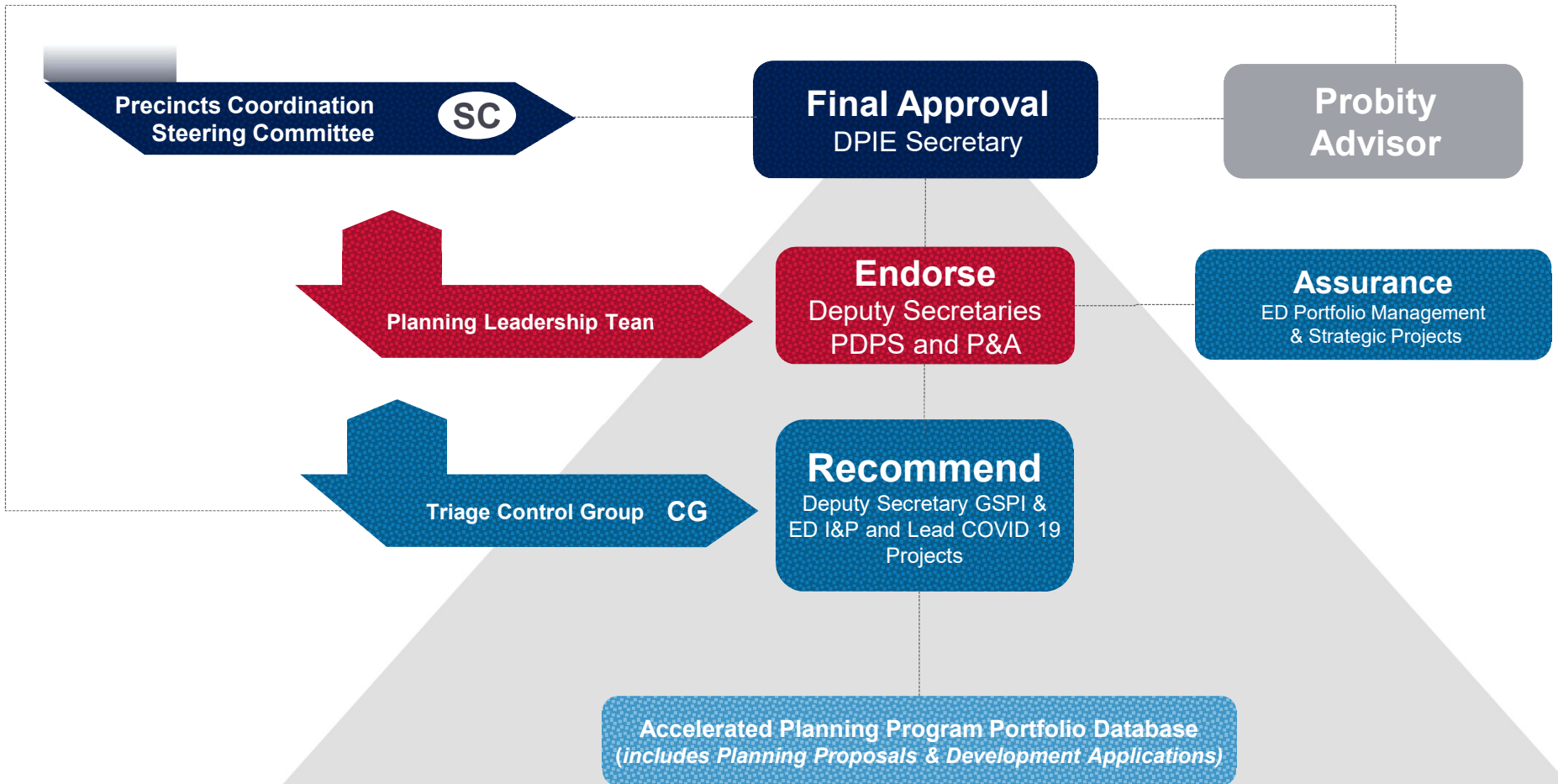
Number of Jobs Created	Timeframe for delivery	Public Benefit
<ul style="list-style-type: none"> • Total direct and induced number of jobs created. • The period for which jobs are created (short or longer term). • The industries in which those jobs are created and the nature of those jobs. • Job numbers will be determined using an objective method with consistent input assumptions. 	<ul style="list-style-type: none"> • Shovel-readiness: can the project be determined quickly and is the project ready to commence within the next six months? • For rezonings or site compatibility certificates: will the project provide investment certainty to enable projects to progress to assessment within 6 months? • Investment certainty: to what extent is funding for the project secured? • Key constraints to timeliness: Are there complex issues that are unlikely to be able to be resolved within a timeframe that would allow determination within six months. 	<ul style="list-style-type: none"> • Will it deliver a significant proportion of build to rent, social or affordable or key worker housing? • Is the project directly linked to, delivers, benefits from and/or will be catalyst to deliver state or regional level infrastructure? • Does the project provide significant public spaces, green infrastructure, environmental benefits and quality design? • Does the project have strategic merit in that it will give effect to directions and priorities set by relevant commonwealth, state, regional and/or district plans?

- Projects prioritised through this process not only deliver jobs but have strong public benefits dividends that deliver a positive legacy for communities and businesses.
- These criteria will be applied by the Department through a triage process to allocate resources to projects that best deliver short, medium and longer-term outcomes and to match the nature of the project assessment to the appropriate assessment path in the Department.

Overview of Triaging Methodology

- **Triaging Projects combines the Spectrum of NSW Planning:**
 - Planning Proposals
 - Development Applications
 - Post Consent Matters
 - State-led rezoning.
- The triage will be applied to the “shovel ready” lists submitted by proponents, as well as the tracking systems held by the Department for LEPs, Regional Panel DAs and Major Projects (SSDs & SSIs).
- The Department will seek proponents confirmation of construction readiness within 3 months or 6 months from determination.
- All prioritised projects will be processed within 4 weeks of being announced in a tranche.
- The program will in the first instance identify projects that:
 - are capable of having a determination made within a specific tranche;
 - & construction can commence within 6 months of that determination.

Governance Model & Structure



Benefits Realisation

- **Three stages of tracking against the achievement of the objectives:**
 - When selecting projects for fast-tracking: confirming that the selected projects meet the criteria and including assessment & justification in the submission to the decision maker;
 - When assessing / completing projects: monitoring & reporting on achievement of objectives in relation to assessment deadlines.
 - Post Decision: monitoring & reporting on achievement of objectives in relation to downstream development activity (construction or development approvals).

Reporting & Data Management

APAP provides reporting to:

- Triage Control Group.
- Planning Leadership Team.
- Precincts Coordination Steering Committee.
- Minister's Office.

The key features of the reports are:

- Project status
- Program schedule and performance
- Project and program risks
- Emerging issues and matters for escalation
- Project planning and resource allocation
- Benefits realisation

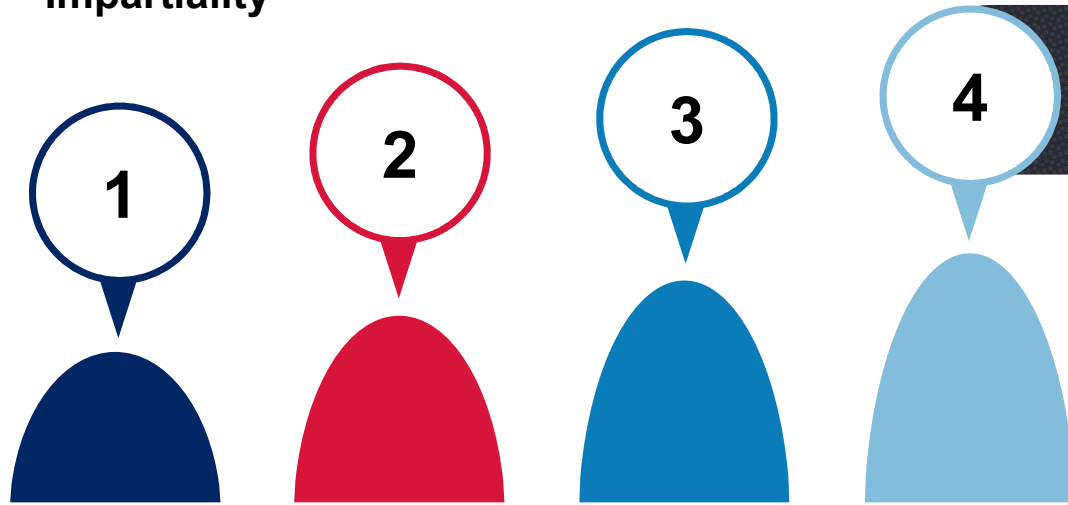
Report Name	Frequency	Audience	Responsible for Preparation
Weekly Status Report	Weekly	Triage Control Group. (Group Dep Sec)	Program Manager
Planning Leadership Team Fortnightly Update	Fortnightly	Planning Leadership Team	Program Manager
Weekly Status Report	Weekly/fortnightly	Precincts Coordination Steering Committee & Minister's Office	Program Manager
Monthly Performance Report	Monthly	Minister's Office & MinSec.	Program Manager

Note: Reports relate to progression of matters to decision. Reporting and governance does not over-ride assessment or decision on planning application or proposals.

Probity Requirements

Impartiality and Transparency

Impartiality



Assess

All projects assessed against approved criteria.

Engage

Public opportunity for projects to be proposed for consideration.

Comply

All Planning legislation and relevant requirements followed in project assessment.

Adhere

DPIE Code of Ethics followed, including requirements related to conflict of interest, engaging with lobbyists and business contacts policy.

Transparency & Accountability

- Clear governance structure established and documented.
- Reasons for decisions recorded.
- Full disclosure on DPIE website.
- Probity Advisor reports for each Tranche.
- Outcome of accelerated consideration documented and published.
- Projects are tracked following accelerated decision to document outcomes in relation to the approved criteria.

Communications & Engagement Protocol



Communications & Stakeholders Plan / Narrative

Tranche Approval

- Review proposed projects – identify communication risks & opportunities.
- High level communication & engagement plan included in secretary approval.
- Tranche approved by Secretary.

Preparation for Announcement

- Map primary & secondary impacted stakeholders.
- Finalise stakeholder engagement program (run-sheets, scripts, briefings, etc.).
- Complete communications artefacts (Q&A, web material, etc.)

Minister's Announcement

- Prepare media releases, speaking notes.
- Implement stakeholder engagement program (direct contact with impacted stakeholders).
- Implement stakeholder briefings (local government, state government, private sector).



Planning,
Industry &
Environment

Place Design and Public Spaces

Group Portfolio Management & Strategic Projects